

Mohammad Munir Mohammad Ahmed Khanani Securities Limited

Statement of Financial Position

As at December 31, 2021

	Note	Dec. 2021 — Rupees —	2021 — Rupees —	2020
ASSETS				
Non-current assets				
Property and equipment	4	49,703,600	41,564,761	26,748,964
Intangible assets	5	4,768,556	5,168,889	6,312,698
Long term deposits	6	2,573,000	2,438,000	2,290,000
Investment property	7	108,334,512	111,112,320	116,960,337
		165,379,668	160,283,970	152,311,999
Current assets				
Short term investment - Fair value through profit or loss	8	1,686,165,916	2,207,960,091	988,927,819
Trade debts	9	2,608,211,764	3,255,296,225	1,054,231,553
Loans, advances & other receivables	10	57,178,093	95,449,521	21,283,898
Income tax refundable		76,241,693	74,150,095	78,452,822
Cash and bank balances	11	877,200,052	1,089,176,907	571,748,836
		5,304,997,518	6,722,032,839	2,714,644,928
Total assets		5,470,377,186	6,882,316,809	2,866,956,927
EQUITIES AND LIABILITIES				
Share capital and reserves				
<i>Authorized capital</i>				
50,000,000 (2020: 50,000,000) ordinary shares of Rs.10/- each		500,000,000	500,000,000	500,000,000
Issued, subscribed and paid-up capital	12	395,140,540	395,140,540	395,140,540
Unappropriated profits - Revenue Reserve		2,045,899,319	2,546,841,558	949,946,453
		2,441,039,859	2,941,982,098	1,345,086,993
Non- Current liabilities				
Deferred taxation		13,735,855	13,735,855	-
Current liabilities				
Short term borrowings - secured	13	1,686,375,737	2,054,918,187	792,835,689
Trade and other payables	14	1,305,899,219	1,857,079,878	722,584,303
Accrued markup on short term borrowings		23,326,516	14,600,791	6,449,942
		3,015,601,472	3,926,598,856	1,521,869,934
Contingency and commitments	15	-	-	-
Total equity and liabilities		5,470,377,186	6,882,316,809	2,866,956,927

#REF!

CHIEF EXECUTIVE

DIRECTOR

Certified True Copy

For: M. Munir M. Ahmed Khanani Securities Limited

Company Secretary


Mohammad Munir Mohammad Ahmed Khanani Securities Limited


Statement of Profit or Loss

For the period ended December 31, 2021

	Note	Dec. 2021 — Rupees —	2021 — Rupees —	2020
Operating revenue	16	207,110,871	519,714,710	161,285,611
Capital gain /(loss) on sale of investments - net		(7,796,071)	1,289,239,087	124,090,233
Net Change in unrealized gain on re-measurement of short term investments	8	(540,858,717)	221,080,045	220,044,166
		(341,543,917)	2,030,033,842	505,420,010
Administrative and operating expenses	17	(92,185,458)	(187,837,934)	(74,266,812)
Finance costs	18	(59,281,101)	(55,647,533)	(74,384,016)
Other income	19	9,074,266	15,521,122	13,472,912
Profit before taxation		(483,936,210)	1,802,069,497	370,242,095
Taxation	20	(17,006,029)	(205,174,392)	(7,070,404)
Profit after taxation		(500,942,239)	1,596,895,105	363,171,691
Earnings per share - basic & diluted	21	(12.68)	40.41	9.19

The annexed notes from 1 to 24 form an integral part of these financial statements.


CHIEF EXECUTIVE




DIRECTOR


Certified True Copy
For: M. Munir M. Ahmed Khanani Securities Limited


Company Secretary

Mohammad Munir Mohammad Ahmed Khanani Securities Limited
Statement of Comprehensive Income
For the period ended December 31, 2021

	Dec. 2021 — Rupees —	2021 — Rupees —	2020
Profit after taxation	(500,942,239)	1,596,895,105	363,171,691
Other comprehensive income	-	-	-
Total comprehensive income for the period	<u>(500,942,239)</u>	<u>1,596,895,105</u>	<u>363,171,691</u>

The annexed notes from 1 to 24 form an integral part of these financial statements.


 CHIEF EXECUTIVE OFFICER




 DIRECTOR

Certified True Copy
 For: M. Munir M. Ahmed Khanani Securities Limited


 Company Secretary

98/


Mohammad Munir Mohammad Ahmed Khanani Securities Limited
Statement of Changes in Equity
For the period ended December 31, 2021

	Issued, subscribed and paid up capital	Unappropriated profits	Total
	Rupees		
Balance as on June 30, 2020	395,140,540	949,946,453	1,345,086,993
Profit after taxation	-	1,596,895,105	1,596,895,105
Other comprehensive income	-	-	-
Balance as on June 30, 2021	395,140,540	2,546,841,558	2,941,982,098
Profit after taxation	-	(500,942,239)	(500,942,239)
Other comprehensive income	-	-	-
Balance as on December 31, 2021	395,140,540	2,045,899,319	2,441,039,859

The annexed notes from 1 to 24 form an integral part of these financial statements.



 CHIEF EXECUTIVE OFFICER

Certified True Copy
 For: M. Munir M. Ahmed Khanani Securities Limited

Company Secretary

Mohammad Munir Mohammad Ahmed Khanani Securities Limited

Statement of Cash Flows

For the period ended December 31, 2021

	Note	Dec. 2021 — Rupees —	2021 — Rupees —	2020
CASH FLOWS FROM OPERATING ACTIVITIES				
Profit before taxation		(483,936,210)	1,802,069,497	370,242,095
<i>Adjustment for non-cash and other items :</i>				
Depreciation on property and equipment	4	4,403,043	6,489,692	5,629,401
Amortization of intangible assets	5.1	400,333	1,143,809	294,966
Depreciation on investment property	7	2,777,808	5,848,017	3,752,502
Net change in unrealized (gain) / loss on re-measurement of short term investments	8	540,858,717	(221,080,045)	(220,044,166)
Provision for expected credit losses on trade debts	9	-	14,014,088	-
Reversal of provision for expected credit losses on trade debts	9	-	-	(1,677,140)
Capital (gain)/loss on sale of investments	17	7,796,071	(1,289,239,087)	(124,090,233)
Finance costs	18	59,281,101	55,647,533	74,384,016
Gain on rental income	19	(9,074,078)	(15,520,898)	(11,786,026)
		606,442,995	(1,442,696,891)	(273,536,680)
Operating profit before working capital changes		122,506,785	359,372,606	96,705,415
Change in working capital				
<i>(Increase)/decrease in current assets</i>				
Trade debts		647,084,460	(2,215,078,760)	(612,730,609)
Loans, advances & other receivables		38,271,428	(74,165,623)	38,915,565
		685,355,888	(2,289,244,383)	(573,815,044)
<i>Increase (decrease) in current liabilities</i>				
Trade and other payables		(551,180,659)	1,134,495,575	318,017,614
Cash used in operations		256,682,014	(795,376,202)	(159,092,015)
Financial charges paid		(50,555,376)	(47,496,684)	(81,395,283)
Income tax paid current & Prior year		(19,097,626)	(187,135,810)	(11,874,071)
Net cash used in operating activities		187,029,012	(1,030,008,696)	(252,361,369)
CASH FLOW FROM INVESTING ACTIVITIES				
Addition to property and equipment	4	(12,541,882)	(21,305,489)	(1,963,293)
Addition to intangible assets	5.1	-	-	(4,093,822)
(Purchase) / sale of investments-net	8	(26,860,613)	291,286,860	222,520,280
Addition to investment properties	7	-	-	(98,039,000)
Rent received		9,074,078	15,520,898	11,786,026
Long term deposits		(135,000)	(148,000)	(100,000)
Net cash inflow from investing activities		(30,463,417)	285,354,269	130,110,191
Net decrease in cash and cash equivalents		156,565,595	(744,654,427)	(122,251,178)
Cash and cash equivalents at the beginning of the period		(965,741,280)	(221,086,853)	(98,835,675)
Cash and cash equivalents at the end of the period	22	(809,175,685)	(965,741,280)	(221,086,853)

The annexed notes from 1 to 24 form an integral part of these financial statements.

CHIEF EXECUTIVE



DIRECTOR

Certified True Copy

For: M. Munir M. Ahmed Khanani Securities Limited

Company Secretary